

How to connect to the eduroam Wi-Fi service at another location using Android

These instructions will help University of Otago staff and students connect to the eduroam wireless (Wi-Fi) service at participating locations. The default eduroam WLAN settings for your Android device are:

Eduroam Wi-Fi Security Configuration	
SSID	eduroam
Security	WPA2-Enterprise (802.1X/EAP)
Authentication Method	PEAP-MSCHAPv2
Encryption Type	AES-CCMP
Login User Account	Staff: username@registry.otago.ac.nz (username format is e.g. doejo91p not first and last name e.g. john.doe) Students: username@student.otago.ac.nz
Validate Server Certificate	AddTrust External CA Root OR AusCERTServerCA.crt

The Trusted Root CA certificate can be downloaded here if required:

<https://www.quovadisglobal.com/download-roots-crl/>

Select: QuoVadis Root CA2

SHA1 - RSA – 4096

Download as DER

QuoVadis Root CA2

SHA1 - RSA - 4096

Valid until: 24/Nov/2031

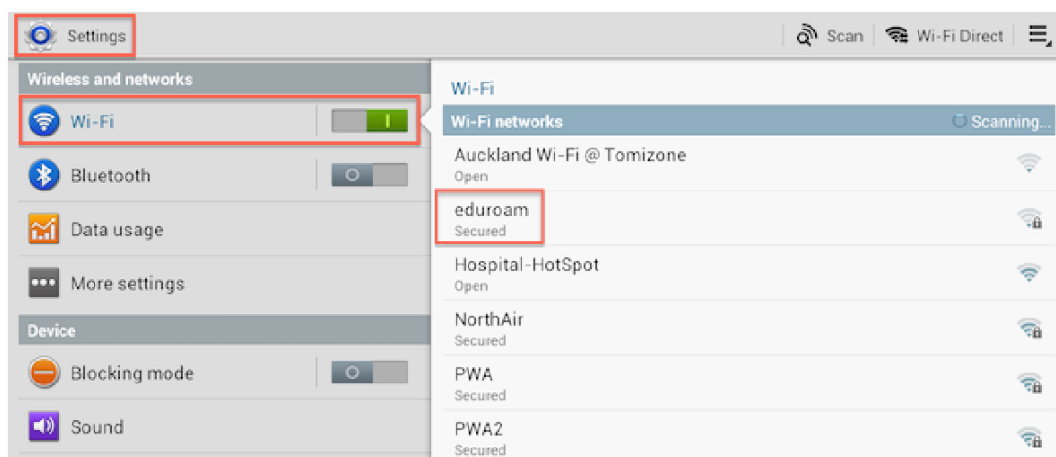
Serial: 05 09

CRL: <http://crl.quovadisglobal.com/qvrca2.crl>

[Download as DER](#) - [Download as PEM](#)

This section provides step-by-step instructions to configure your eduroam WLAN settings.

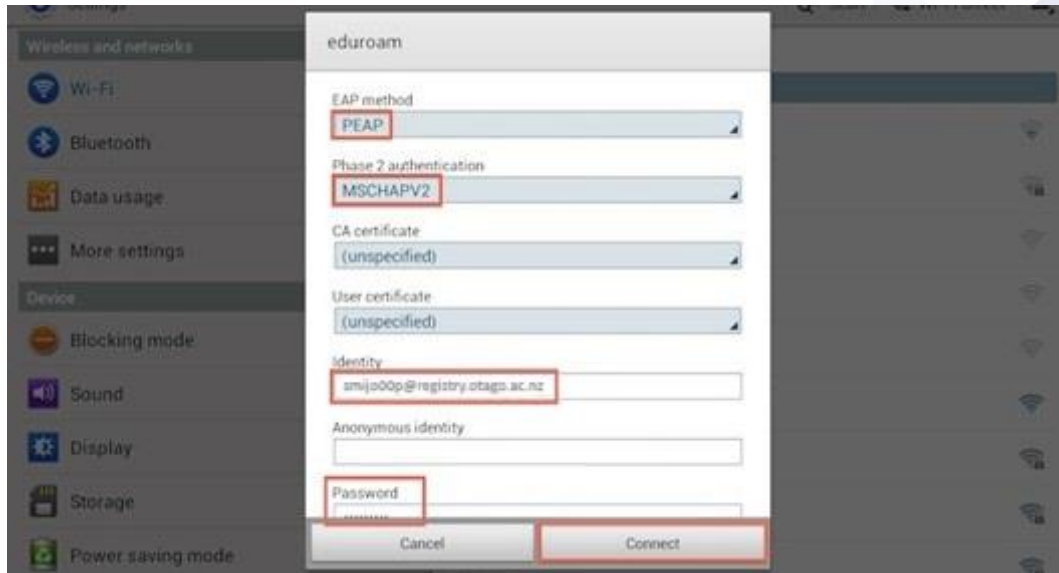
1. Once you are at the eduroam-participating campus, select **Settings > Wireless and network > Wi-Fi settings** and find the **eduroam** wireless network.



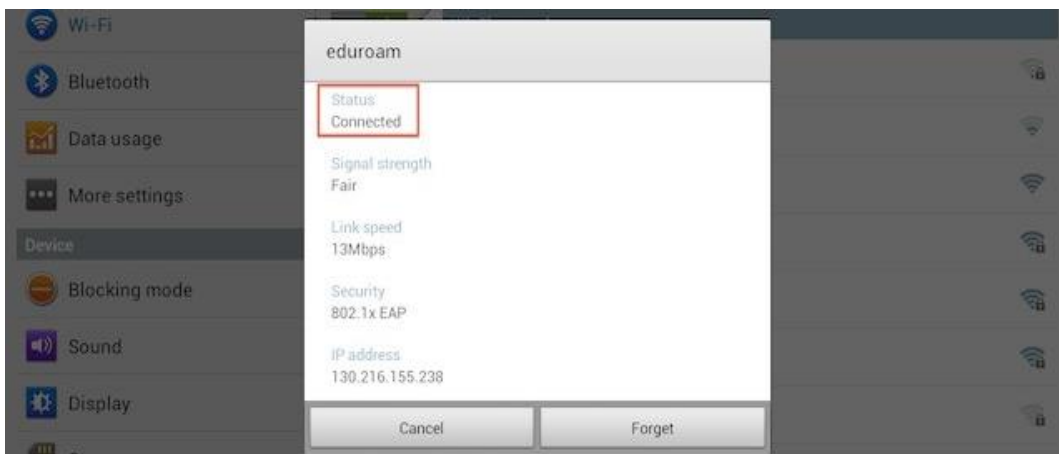
2. Select **eduroam**. Enter the following settings using the drop-down boxes in the eduroam window:

- EAP method: PEAP
- Phase 2 authentication: MSCHAPV2
- Identity: your University of Otago username
(Staff: username@registry.otago.ac.nz
Students: username@student.otago.ac.nz)
- Password: your associated University password

Click **Connect**.



3. You are now connected to the eduroam network. Click on **eduroam** to verify your status.



Open your web browser and go to <https://www.otago.ac.nz> to confirm that you are connected to the eduroam network. If this step fails, please reconnect to the eduroam wireless network by disabling then re-enabling your Wi-Fi. You will be asked for your University of Otago login credentials again.

Please contact AskOtago if you need any help with setting up Android for eduroam:
 Freephone 0800 80 80 98 (within New Zealand)
 Freephone 1800 46 82 46 (within Australia)
 Tel +64 3 479 7000

[Enquiry form](#)
[Online chat](#)